

QUARTERLY PHYSICAL REPORT OF OPERATIONS
as of the Quarter Ending March 31, 2017

Department : DEPARTMENT OF LABOR AND EMPLOYMENT
 Agency : Office of the Secretary
 Operating Unit : Regional Office 9
 Organization Code (UACS) : 16-001-03-00009

Particulars	UACS CODE	2017 Physical Targets					2017 Physical Accomplishments					Variance	Remarks
		TOTAL	1st Quarter	2nd Quarter	3rd Quarter	4th Quarter	TOTAL	1st Quarter	2nd Quarter	3rd Quarter	4th Quarter		
1	2	3=4+5+6+7	4	5	6	7	8=9+10+11+12	9	10	11	12	13=3-8	14
Part A													
MFO 2 : EMPLOYMENT FACILITATION AND CAPACITY BUILDING SERVICES	302000000												
A Employment Facilitation													
a2.1 No. of qualified persons referred for placement		12850	3213	3212	3213	3212	7646	7646				5,204	
a2.2 Percentage of jobseekers placed for employment		80%	80%	80%	80%	80%	80%	88%				-	6743/7646
a2.3 No. of individuals reached through Labor Market Information (LMI)		48000	12000	12000	12000	12000	10856	10856				37,144	
a2.4 Percentage of individuals who rate the services provided as satisfactory and better		70%	70%	70%	70%	70%	70%	n/a				-	
a2.5 Percentage of individuals provided services within the prescribed process cycle time		70%	70%	70%	70%	70%	70%	n/a				-	
B Capacity Building Services													
b2.1 No. of beneficiaries provided with livelihood assistance		3036	759	759	759	759	892	892	0	0	0	2,144	
<i>DILP (Regular)</i>		3036	759	759	759	759	892	892	0	0	0	2,144	
<i>Individual</i>		1518	379	380	379	380	615	615				903	
<i>Group</i>		1518	380	379	380	379	277	277				1,241	
b2.2 Percentage of beneficiaries provided livelihood formation assistance with continued employment and income after six months of availment		10%	10%	10%	10%	10%	n/a	n/a				n/a	
b2.4 No. of beneficiaries under SPES		15556	0	6377	7777	1402	0	0	0	0	0	15,556	
<i>Regular</i>		15556		6377	7777	1402	0	0				15,556	
b2.6 Percentage of beneficiaries who rate the services provided as satisfactory and better		70%	70%	70%	70%	70%	n/a	n/a				n/a	
b2.7 Percentage of workers provided services within the prescribed process cycle time		100%	100%	100%	100%	100%	n/a	n/a				n/a	
MFO 3 : LABOR FORCE WELFARE SERVICES	303000000												
3.1 No. of workers served													

QUARTERLY PHYSICAL REPORT OF OPERATIONS
as of the Quarter Ending March 31, 2017

Department : DEPARTMENT OF LABOR AND EMPLOYMENT
 Agency : Office of the Secretary
 Operating Unit : Regional Office 9
 Organization Code (UACS) : 16-001-03-00009

Particulars	UACS CODE	2017 Physical Targets					2017 Physical Accomplishments					Variance	Remarks
		TOTAL	1st Quarter	2nd Quarter	3rd Quarter	4th Quarter	TOTAL	1st Quarter	2nd Quarter	3rd Quarter	4th Quarter		
1	2	3=4+5+6+7	4	5	6	7	8=9+10+11+12	9	10	11	12	13=3-8	14
- No. of workers/employers/ students reached through labor and employment education program (Enhanced Labor Education Program)		14500	3625	3625	3625	3625	8661	8661				5,839	50 seminars conducted
- No. of union members/officers granted training (WODP)		125	30	35	30	30	44	44				81	2 trainings conducted
- Workers provided FWP Welfare Services		1787	447	447	447	446	0	0				1,787	
- Workers in the informal sector facilitated enrollment to govt various social security schemes		6024	1506	1506	1506	1506	892	892				5,132	
- Children prevented from worst forms of child labor		0					0	0				-	demand-driven indicator
- OFWs provided with reintegration assistance - Pagpapayo		0	0	0	0	0	0	0	0	0	0	-	centrally-managed funds
Regular		0					0	0				-	
3.2 Percentage of beneficiaries who rate the services provided as satisfactory and better		70%	70%	70%	70%	70%	n/a	n/a				n/a	
3.3 100% of affected workers provided services within the PCT													
- % of workers affected by economic crisis and natural/manmade disaster (DOLE AMP)		100%	100%	100%	100%	100%	n/a	n/a				n/a	demand-driven indicator
MFO 4 : EMPLOYMENT REGULATION SERVICES	304000000												
4.1 No. of establishments assessed		1120	280	280	280	280	152	152				968	
4.2 No. of workers covered as a result of assessments conducted		100%	100%	100%	100%	100%	100%	100%					3026/3026
4.4 Percentage of establishments with deficiencies given appropriate assistance leading to compliance		100%	100%	100%	100%	100%	100%	100%				-	129/129
4.5 Disposition Rate (SpEED)		100%	100%	100%	100%	100%	100%	100%				-	57 total cases handled
4.6 % of complaints and RFAs settled within 30 days from filing (SENA)		75%	75%	75%	75%	75%	87%	87%				-12%	60/69 RFAs settled
4.7 Percentage of applications for permits/licenses/ registrations processed within PCT													
- Compliance with the prescribed cycle time in the issuance of Certificate of Registration of Contractors/Sub-Contractors (1 working day upon receipt of payment of registration fee)		100%	100%	100%	100%	100%	100%	100%				-	1 total certificate issued

QUARTERLY PHYSICAL REPORT OF OPERATIONS
as of the Quarter Ending March 31, 2017




Department : DEPARTMENT OF LABOR AND EMPLOYMENT
 Agency : Office of the Secretary
 Operating Unit : Regional Office 9
 Organization Code (UACS) : 16-001-03-00009

Particulars	UACS CODE	2017 Physical Targets					2017 Physical Accomplishments					Variance	Remarks	
		TOTAL	1st Quarter	2nd Quarter	3rd Quarter	4th Quarter	TOTAL	1st Quarter	2nd Quarter	3rd Quarter	4th Quarter			
1	2	3=4+5+6+7	4	5	6	7	8=9+10+11+12	9	10	11	12	13=3-8	14	
Compliance with the prescribed cycle time in the issuance of Certificate of Accreditation of Safety and Health Practitioners (10 working day upon receipt complete documents, intervied and paid the required fee)		100%	100%	100%	100%	100%	100%	100%					-	2 total certificates issued
Compliance with the prescribed cycle time in the issuance of Certificate of Registration of Union (1 working day upon receipt of payment of registration fee)		100%	100%	100%	100%	100%	n/a	n/a					n/a	0 total certificates issued
Compliance with the prescribed cycle time in the issuance of Certificate of Registration of Worker's Organization (1 working day upon receipt of complete documents aand payment of registration fee)		100%	100%	100%	100%	100%	100%	100%					-	217 total certificates issued
Compliance with the prescribed cycle time in the issuance of Certificate of CBA Registration (1 working day upon receipt of complete documents and payment of registration fee)		100%	100%	100%	100%	100%	n/a	n/a					n/a	0 total certificates issued
Compliance with the prescribed cycle time in the issuance of Certificate that the Company has No Pending Case (maximun of 3 working day upon receipt of complete documents)		100%	100%	100%	100%	100%	100%	100%					-	16 total certificates issued
Compliance with the prescribed cycle time in the issuance of Private Recruitment and Placement Agency (PRPA) license (10 working day upon filing of application and payment of fees and bonds		100%	100%	100%	100%	100%	n/a	n/a					n/a	0 total licenses issued
Compliance with the prescribed cycle time in the issuance of authority to Operate Branch Office (10 working day upon filing of application and payment of fees and bonds)		100%	100%	100%	100%	100%	n/a	n/a					n/a	0 total authorities issued
Compliance with the prescribed cycle time in the issuance of authority to recruit (1 working day after filing of application and payment of fees and bonds)		100%	100%	100%	100%	100%	n/a	n/a					n/a	0 total authorities issued
Compliance with the prescribed cycle time in the issuance of Job Fair clearance (5 working day after receipt of documents) Note: different from Job Fair permit		100%	100%	100%	100%	100%	100%	100%					-	7 total clearances issued

QUARTERLY PHYSICAL REPORT OF OPERATIONS
as of the Quarter Ending March 31, 2017

Department : DEPARTMENT OF LABOR AND EMPLOYMENT
 Agency : Office of the Secretary
 Operating Unit : Regional Office 9
 Organization Code (UACS) : 16-001-03-00009

Particulars	UACS CODE	2017 Physical Targets					2017 Physical Accomplishments					Variance	Remarks
		TOTAL	1st Quarter	2nd Quarter	3rd Quarter	4th Quarter	TOTAL	1st Quarter	2nd Quarter	3rd Quarter	4th Quarter		
1	2	3=4+5+6+7	4	5	6	7	8=9+10+11+12	9	10	11	12	13=3-8	14
Issuance of Alien Employment Permits (AEPs) (3 working days or 24 hours after publication if filed at Regional Office; 5 working days if filed at Field Office)		100%	100%	100%	100%	100%	n/a	n/a				n/a	0 total permits issued
Compliance with the prescribed cycle time in the issuance of Working Child (WCP) (8 hours from receipt of documents and payments)		100%	100%	100%	100%	100%	n/a	n/a				n/a	0 total permits issued
Part B													
Other Major Programs and Projects monitored by the President through PMS													
1. Career Guidance Advocacy Program													
Capacity-building activities conducted covering at least 50% of the total number of 2014 membership of Networks of Career Guidance Advocates of the Philippines (NCGAPs) in the region.		150	35	40	35	40	0	0				150	
(CGEC) Activities conducted in at least 10% of the total number of public education and training institutions (public high schools, TESDA Training Institutions, and State Universities and Colleges) in the region		42	0	0	42	0	0	0				42	
2. Strengthening the Labor Market Information													
No. of individuals reached		48000	12000	12000	12000	12000	10856	10856				37,144	
No. of institutions reached		400	100	100	100	100	360	360				40	
4. Government Internship Program (GIP)													
No. of beneficiaries		0					0	0				-	
5. Special Project: TUPAD													
No. of beneficiaries		0					0	0				-	

Prepared by:	In coordination with:	Approved by:
 PATRICK JOSEPH L. DELA CRUZ Planning Officer	 KRISTOFFER ALDOR D. GOBATON Budget Officer	 OFELIA B. DOMINGO, CESO III Regional Director