

QUARTERLY PHYSICAL REPORT OF OPERATIONS
As of the Quarter Ending June 30, 2015

DEPARTMENT OF LABOR AND EMPLOYMENT
Office of the Secretary
Regional Office 9
16 001 03 00009

<input checked="" type="checkbox"/>	Current Year Appropriations
<input checked="" type="checkbox"/>	Supplemental Appropriations
<input type="checkbox"/>	Continuing Appropriations
<input type="checkbox"/>	Off-Budget Account

Particulars	UACS Code	Physical Targets					Physical Accomplishments					Variance	Remarks
		1st Quarter	2nd Quarter	3rd Quarter	4th Quarter	Total	1st Quarter	2nd Quarter	3rd Quarter	4th Quarter	Total		
PART A						7 = (3+4+5+6)					12 = (8+9+10+11)		
I. Operations													
MFO 2 - EMPLOYMENT FACILITATION & CAPACITY BUILDING	302000000												
A. Employment Facilitation													
QN a2.1 No. of qualified persons referred for placement No. of individuals reached through Labor		2,655	2,655	2,655	2,654	10,619	3,910	7,876			11,786		
QN a2.2 Market Information (LMI)		11,000	11,000	11,000	11,000	44,000	12,607	9,229			21,836		
B. Capacity Building Services													
QN b2.1 No. of beneficiaries provided with livelihood assistance											0		
- DILEEP		839	839	839	840	3,357	681	1,633			2,314		
QN b2.2 No. of beneficiaries under SPES		0	8,000	8,000	1,807	17,807	0	11,518			11,518		
MFO 3 - LABOR FORCE WELFARE SERVICES	303000000												
QN 3.1 No. of workers served							10,202				10,202		
No. of union members/officers granted training - (WODP)		75	75	75	75	300	0	0			0		
No. of seminars on Labor & Employment Education conducted (Enhanced Labor Education Program -CLES, LEGS, LHP)		48	48	47	47	190	62	96			158		
OFWs provided livelihood assistance (Balik - Pinay/ Balik Hanapbuhay/ 10K)		31	31	31	31	124	0	12			12		
No. of establishments reached by Family Welfare Program		14	14	14	14	56	15	27			42		
IS workers facilitated enrollment to various gov't - social protection schemes		889	888	888	888	3,553	537	1,777			2,314		
MFO 4 - EMPLOYMENT REGULATION SERVICES	304000000												
QN 4.1 No. of establishments assessed		487	488	488	487	1,950	394	568			962		
QN 4.2 No. of workers covered as a result of inspections conducted		100% of covered estabs.	100% of covered estabs.	100% of covered estabs.	100% of covered estabs.	100% of covered estabs.	3,797 (100%)	11,066 (100%)			100%		
QL 4.3 Percentage of establishments with deficiencies given appropriate assistance leading to compliance		100% of covered estabs.	100% of covered estabs.	100% of covered estabs.	100% of covered estabs.	100% of covered estabs.					100%		
QL 4.3 Disposition Rate (SpEED)		98%	98%	98%	98%	98%	100%	100%			100%		
T 4.4 % of complaints and RFAs settled within 30 days from filing (SENA)		75%	75%	75%	75%	75%	80%	77%			79%		51 disposed out of 51 handled
T 4.5 Percentage of applications for permits/licenses/ registrations processed within PCT													171 out of 176 RFAs handled as of June 30, 2015
Compliance with the prescribed process cycle time in the issuance of Private Recruitment and Placement (PRPA) License (10 working days upon filing of application and payment of fees and bonds)		100%	100%	100%	100%	100%	No application received	No application received					
Compliance with the prescribed process cycle time in the issuance of Authority to Recruit (1 working day after filing of application and - payment of fees and bonds)		100%	100%	100%	100%	100%	No application received	No application received					
Compliance with the prescribed process cycle time in the issuance of Certificate of Registration of Job/Service Contractors/Sub-contractors (1 working day after filing of - application and payment of registration fee)		100%	100%	100%	100%	100%	100%	100%			100%		1st Qtr.: 6 (4 new, 2 renewal); 2nd Qtr.: 4 (3 new, 1 renewal)


QUARTERLY PHYSICAL REPORT OF OPERATIONS
As of the Quarter Ending June 30, 2015

X	Current Year Appropriations
X	Supplemental Appropriations
	Continuing Appropriations
	Off-Budget Account

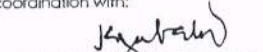
DEPARTMENT OF LABOR AND EMPLOYMENT
Office of the Secretary
Regional Office 9
16 001 03 00009

Particulars	UACS Code	Physical Targets					Physical Accomplishments					Variance	Remarks
		1st Quarter	2nd Quarter	3rd Quarter	4th Quarter	Total	1st Quarter	2nd Quarter	3rd Quarter	4th Quarter	Total		
						7 = (3+4+5+6)					12 = (8+9+10+11)		
Compliance with the prescribed process cycle time in the issuance of Job Fair clearance (5 working days after receipt of documents) - (Note: different from Job Fair Permit)		100%	100%	100%	100%	100%	100%	100%			100%		1st Qtr.: 15; 2nd Qtr.: 6
Compliance with the prescribed process cycle time in the issuance of Alien Employment Permits (AEPs) (3 working days or 24 hours after publication if filed at Regional Office; 5 working days if filed at Field Office)		100%	100%	100%	100%	100%	100%	100%			100%		1st Qtr.: 7; 2nd Qtr.: 5
Compliance with the prescribed process cycle time in the issuance of Working Child Permit/Employment Permits (WCPs) (8 hours after receipt of payment)		100%	100%	100%	100%	100%	No application received	No application received					
Compliance with the prescribed process cycle time in the issuance of Certificate of Accreditation of Health and Safety Practitioners (10 days upon receipt of complete documents, - interviewed and paid the required fees)		100%	100%	100%	100%	100%	No application received	100%			100%		2nd Qtr.: 9 processed (7 approved)
II. Projects													
Skills Registry Program													
QN - No. of LGU's covered		0	0	0	0	0	0	0	0	0	0	0	
Bottom-Up Budgeting													
QN - No. of beneficiaries		808	808	808	808	3,232	364	1490			1,854		
GIP/TUPAD													
QN - No. of beneficiaries under GIP						0	0	323			323		
QN - No. of beneficiaries under TUPAD						0	0	1,178			1,178		
PART B													
Major Programs/Projects													
KRA No. 2 - Poverty Reduction and Empowerment of the Poor and the Vulnerable													
Community Based Employment Program (convergent program)													
Workers provided with various livelihood - assistance/services (DILP)		839	839	839	840	3,357	681	1,633			2,314		
- No. of beneficiaries under SPES		0	8,000	8,000	1,807	17,807	0	11,518			11,518		
Career Guidance Advocacy (convergent program)													
No. of capacity building provided for - employment service providers		0	0	1	0	1	0	2			2		
- Participants covered		0	0	150	0	150	0	136			136		


Prepared by:


PATRICK JOSEPH L. DELA CRUZ
AO V (Planning Officer-Designate)

In coordination with:


KRISTOFFER ALDOR D. GOBATON
LEO III (Budget Officer-Designate)

Approved by:


SISINO B. CANO, CESO IV
Regional Director