

QUARTERLY PHYSICAL REPORT OF OPERATIONS
as of the Quarter Ending March 31, 2018


Department : DEPARTMENT OF LABOR AND EMPLOYMENT
 Agency : Office of the Secretary
 Operating Unit : Regional Office 9
 Organization Code (UACS) : 16-001-03-00009


Particulars	UACS CODE	2018 Physical Targets					2018 Physical Accomplishments					Variance	Remarks
		TOTAL	1st Quarter	2nd Quarter	3rd Quarter	4th Quarter	TOTAL	1st Quarter	2nd Quarter	3rd Quarter	4th Quarter		
1	2	3=4+5+6+7	4	5	6	7	8=9+10+11+12	9	10	11	12	13=3-8	14
OO1: Employability of workers and competitiveness of MSMEs enhanced	3100000000000000												
EMPLOYMENT FACILITATION PROGRAM	3101000000000000												
OUTCOME INDICATORS													
1. Placement rate of qualified jobseekers		81%	81%	81%	81%	81%	80%	80%				0.010	20,930/26,016
2. Placement rate of youth assisted under JobStart Philippines		76%	76%	76%	76%	76%		-				-	ongoing implementation of jobstart 2017
3. Percentage of SPES beneficiaries graduated Tech-Voc or College Courses		7%-8% increase from baseline (2015)					0	1%					baseline = 630 target =680
OUTPUT INDICATORS													
1. Number of youth-beneficiaries assisted		14,776	-	7,388	3,694	3,694	9258	9,258				5,518	
2. Number of qualified jobseekers referred for placement		56,100	14,025	14,025	14,025	14,025	26016	26,016				30,084	
3. Number of individuals reached through labor market information		79,975	20,000	20,000	20,000	19,975	42315	42,315				37,660	
OO2: Protection of workers' rights and maintenance of industrial peace ensured	3200000000000000												
EMPLOYMENT PRESERVATION AND REGULATION	3201000000000000												
OUTCOME INDICATORS													
1. Compliance rate of establishments inspected		70%	70%	70%	70%	70%	0	-				1	
2. Settlement rate (SEnA)		77%	77%	77%	77%	77%	1	95%				(0)	82/86 RFAs settled
3. Enforcement rates of decisions/orders on:							0						
Certification election		90%	90%	90%	90%	90%	0	-				1	
Labor standards cases		50%	50%	50%	50%	50%	0	-				1	
OUTPUT INDICATORS													
1. Number of establishments assessed/inspected		1,192	298	298	298	298	71	71				1,121	
2. Number of beneficiaries / workers served under LEES		18,000	4,500	4,500	4,500	4,500	7841	7841				10,159	
3. Disposition rate of cases handled, including requests for assistance		100%	100%	100%	100%	100%	1	100%				-	86/86 RFAs disposed

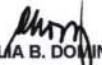
QUARTERLY PHYSICAL REPORT OF OPERATIONS
as of the Quarter Ending March 31, 2018

Department : DEPARTMENT OF LABOR AND EMPLOYMENT
 Agency : Office of the Secretary
 Operating Unit : Regional Office 9
 Organization Code (UACS) : 16-001-03-00009

Particulars	UACS CODE	2018 Physical Targets					2018 Physical Accomplishments					Variance	Remarks
		TOTAL	1st Quarter	2nd Quarter	3rd Quarter	4th Quarter	TOTAL	1st Quarter	2nd Quarter	3rd Quarter	4th Quarter		
1	2	3=4+5+6+7	4	5	6	7	8=9+10+11+12	9	10	11	12	13=3-8	14
OO3: Social protection for vulnerable workers strengthened	3300000000000000												
WORKERS PROTECTION AND WELFARE PROGRAM	3301000000000000												
OUTCOME INDICATOR													
1. Percentage of livelihood projects still operational after two (2) years of grant		10%	10%	10%	10%	10%		-					
OUTPUT INDICATORS													
1. Number of beneficiaries provided with livelihood assistance		3,016	754	754	754	754		4580					
2. Number of beneficiaries served - FWP		9,487	2,371	2,372	2,372	2,372		-					

Prepared by:

 NATHALIE D. ALBINO
 Statistician II/Planning Officer-designate

In coordination with:

 KRISTOFFER ALDOR D. GOBATON
 Budget Officer

Approved by:

 OFELIA B. DOMINGO, CESO III
 Regional Director